

INTRODUCTION TO SECVOLT

P r o f o u n d & P r e c i s e

Content:

- ✦ Brief
- ✦ Performance
- ✦ Risk Management
- ✦ Onboarding Process

Company Info:


Registration: Secvolt, Inc is registered in Wyoming, USA, with ID 2022-001083602. Treasury & internal revenue service (IRS) USA with EIN – 36-5012038

Office Address: 8341701 Harbor compliance – 7109181 Secvolt investment management LLC 0102Y – Delaware, US.

Mailing Address: 447 Broadway, 2nd Floor Suite #1191, New York, New York 10013, United States

Corporate Office: 2nd Floor, Office # 10 Al Mamzar Center, Deira, Dubai, United Arab Emirates (UAE).

Secvolt inc: 1309 Coffeen Avenue, Sheridan, Wyoming, USA, 82801

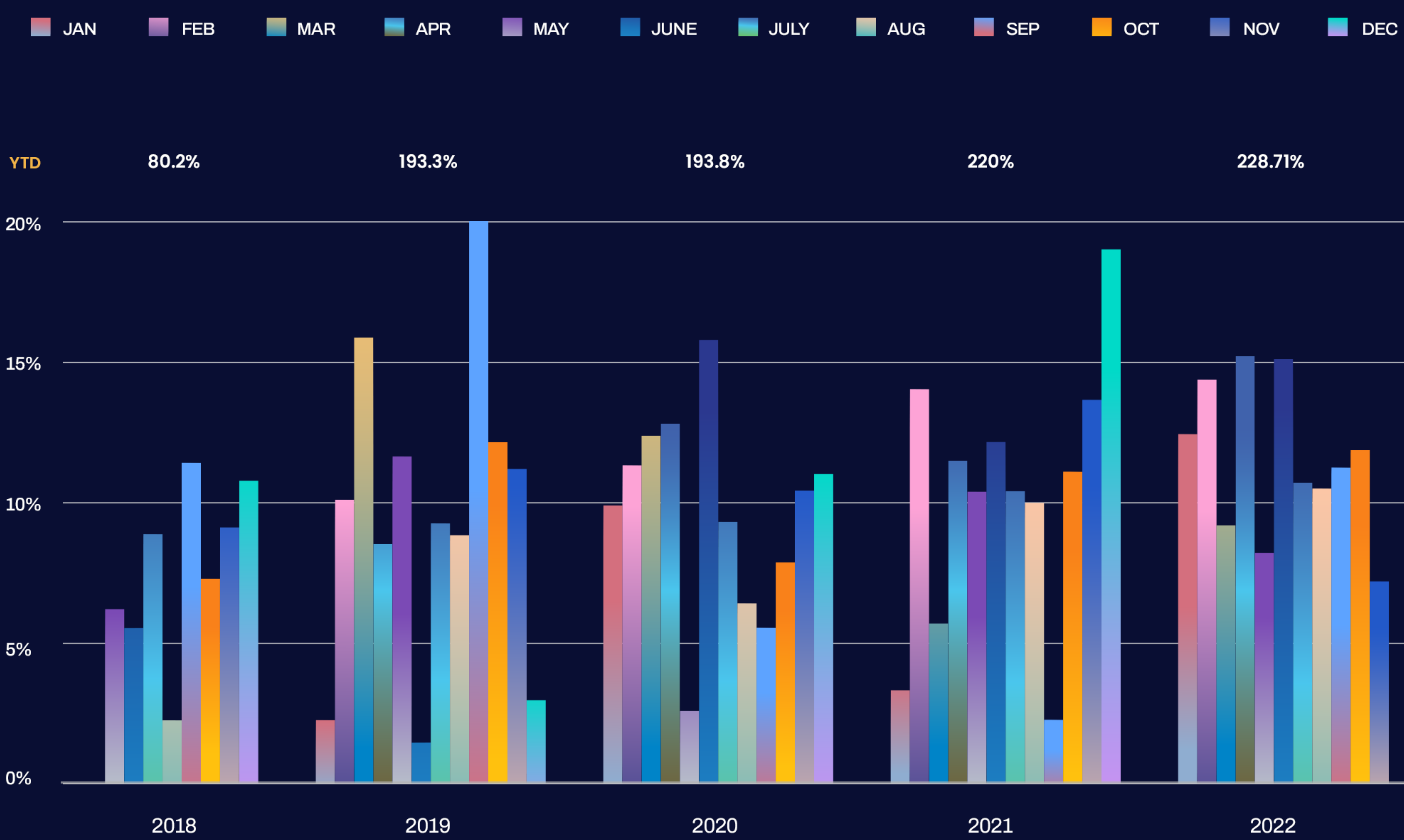


Mission

Secvolt is on a mission to provide partners around the globe with a solution that helps them stabilize the returns they derive from an increasingly volatile market to build generational wealth while mitigating risk.

Executive Summary

Secvolt was started with a vision to build a “machine” that outwits & outperforms the broader global market. Our proprietary quant system processes years of historical data and market trends & combines them with sentimental analysis, providing us with opportunities that none of our competitors see. Quant system started operating in 2018 & since then, has consistently made a month-on-month profit.



* These returns are calculated upto the month of *November 2022*.

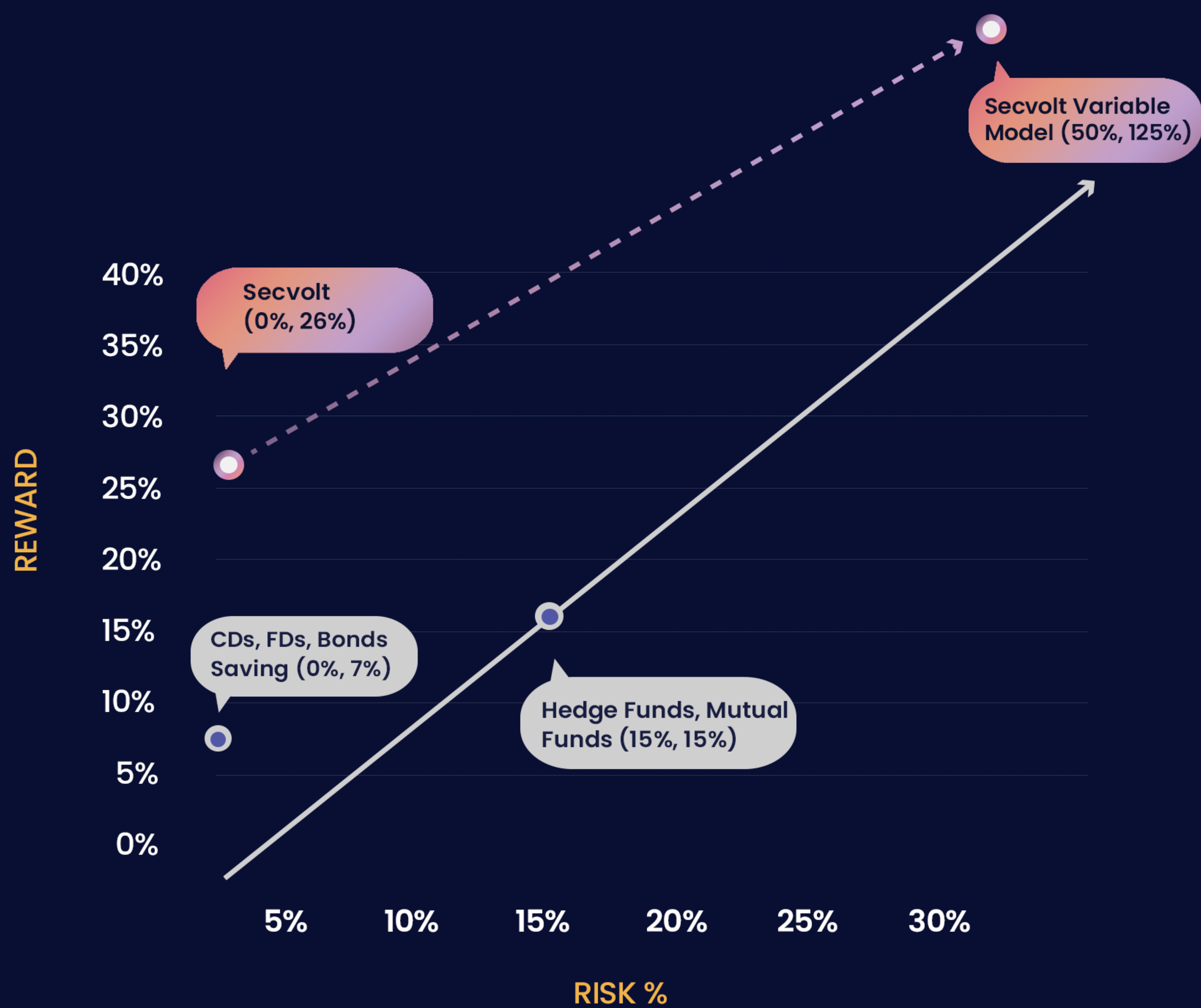
The average annual returns in the last 2 years have been over 178%. This year's market has been facing recessionary pressure, & the entire financial system is encountering structural questions. The biggest hedge funds & titans of the alternative investment industry are facing losses; many have filed for bankruptcy, & others are in complete disarray. Secvolt, even in such conditions, is on track to surpass all its previous records.

Performance Assessment

- ✦ **Financial Status of Company:** AUM over \$600k (400k clients + 200k founders) & volume growth of over 827% with 20+ global clients.
- ✦ **Industry Comparisons:** There are times when the market does not perform as per the predictions or expectations of the investors. Secvolt, even in such a situation, outperforms the market & provides what's best for your portfolio. Here are two graphs that define –

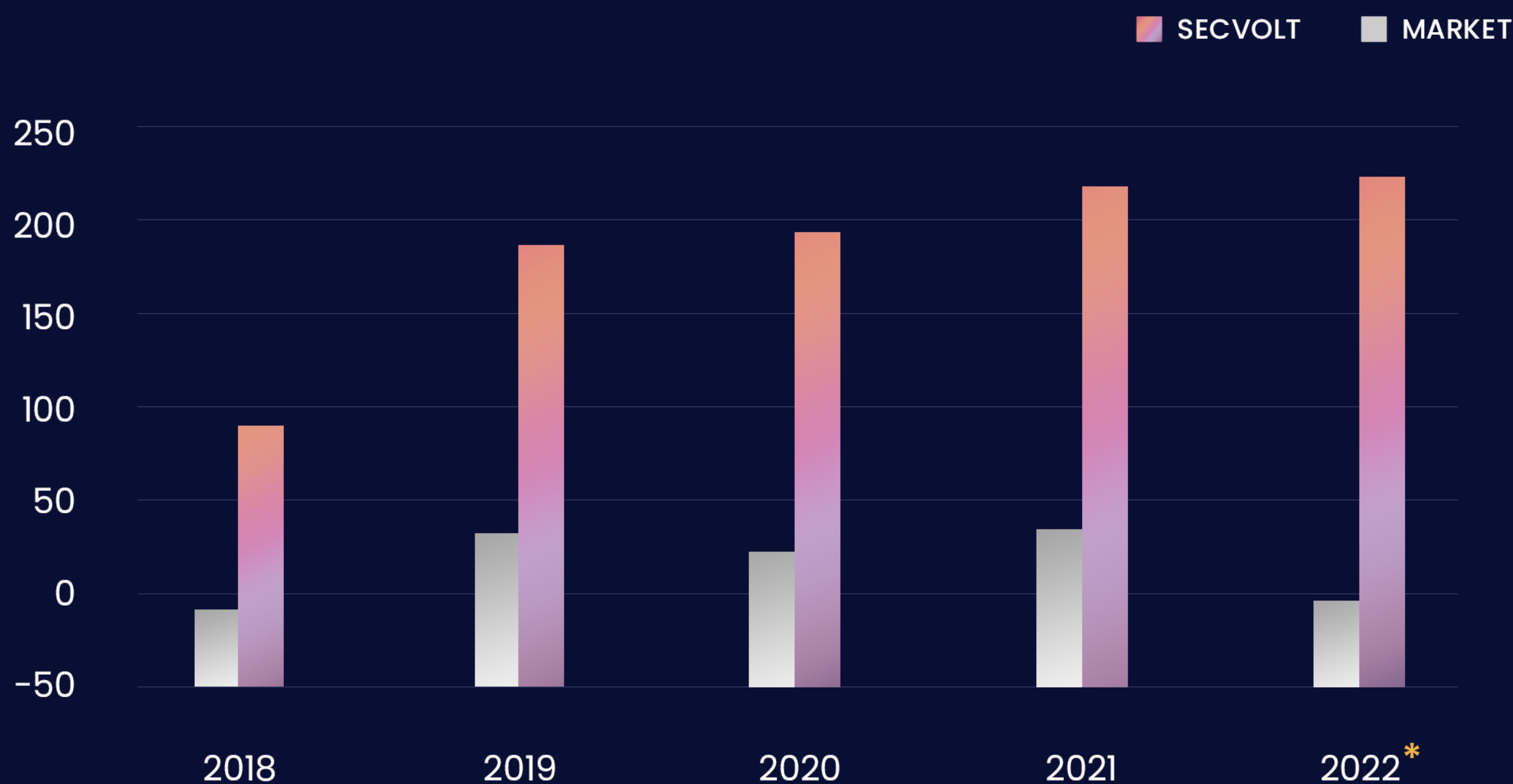
1

Secvolt's Performance in comparison with other investment areas.



2

Secvolt's performance in comparison with the overall market.



* These returns are calculated upto the month of *November 2022*.

Fund Performance

	JAN	FEB	MAR	APR	MAY	JUNE	JULY	AUG	SEP	OCT	NOV	DEC	YTD
2022	12.43%	14.37%	9.18%	15.2%	8.2%	15.1%	10.7%	10.49%	11.24%	11.86%	7.23%	-	228.71%
2021	3.31%	14.03%	5.69%	11.48%	10.38%	12.15%	10.40%	9.98%	2.26%	11.09%	13.65%	19.01%	220.55%
2020	9.89%	11.32%	12.37%	12.80%	2.58%	15.78%	9.31%	6.41%	5.54%	7.86%	10.42%	11.01%	198.8%
2019	2.25%	10.09%	15.87%	8.52%	11.63%	1.45%	9.25%	8.83%	20.01%	12.14%	11.19%	2.96%	193.6%
2018	-	-	-	-	6.20%	5.53%	8.87%	2.24%	11.41%	7.28%	9.11%	10.77%	80.2%

- Past performance is not indicative of future results.

How Does Secvolt Generate These Returns?

- ✦ **Markets** : Blockchain Derivatives | Listed on Binance, bitget, Huobi, Kraken, dYdX
- ✦ **Leverage & Risk** : Leverage & Risk leverage = 1-20x | Risk Deviation = 2% of preference
- ✦ **Strategy** : Short -Term | Quant-Based | Proprietary Models
- ✦ **Proposition** : Long-Term Compounding | Risk Mitigation | Future Security

The main solution is using the quant based system of Secvolt. It includes:

PROPRIETARY SYSTEM :

✦ **Real-Time Data Analysis**

The system analyses the complete indexable internet to see current trends & popularity of assets. This fundamental attribute provides information regarding current & upcoming trends & momentum of assets. Analysing social channels on the internet provides the primary confirmations during the decision-making process. This includes multiple Sentimental analysis systems.

✦ **Trend & Technical Analysis**

System analyses all key indicators including: VWAP, SAR, RSI, EMAs, MACD, Pivots, Fibonacci channels & retracements, support & resistance levels, micro and macro trends on multiple time frames.

This complete analysis of indicators provides secondary confirmation during the decision-making process.

✦ **Historical Data & Pattern Analysis**

The historical data of crypto assets since inception and Stocks/Commodity since 80s combined with priority base list of patterns including:

Ascending / Descending Triangle,
Head and Shoulders, Channel, Falling / Rising Wedge, Double Bottom / Top, Triple Bottom / Top, Bullish / Bearish Flag,
Bullish / Bearish Pennant, Rectangles, Triangles.
3 point Extension/ 3 point Retracement.

This provides Tertiary confirmation during the decision-making process.

✦ **Unifying Opportunities**

Once an asset goes through the three step decision-making process, its future entry & exit points are saved by the system. When the asset is close to the correct zone, the system activates orders on asset accounts & uses risk tolerance &

other calculations to determine entry, exit & stop loss zones. These zones are dynamic & change with time to provide maximum returns.

✦ Scaling

The system maintains a balance of more than \$12000 & takes multiple short term predictive decisions with high accuracy to generate returns while maintaining risk tolerance & compliance.

This provides up to 512% returns depending on risk appetite.

Click here to know complete Strategy:

<https://secvolt.com/case-study/>

Risk Management Systems

This process gives us a confidence score. From 0% to 95%, we take trades in the 55-95% range.

If trades have a 55% score, we deploy 0.01% of capital. If it's 95%, we deploy 2% of capital. This helps us with risk management & creating exceptional outcomes for our clients.

In extreme catastrophic black swan events, the maximum we can lose is 2% of base capital of clients i.e. if everything goes wrong, on an AUM of say \$100k, our maximum loss would be 2% i.e. \$2000

Kill Switch – In case this catastrophic event is predictable & can be assessed, we can use our proprietary software to exit out of market.

We have backtested our strategies on high ranges of capital and we received consistent outcomes.

Get Started With Secvolt

Secvolt focuses on making the client's experience smooth, whether it's the bumps in the market or starting their journey with us. Hence, it has kept a simple yet secure process by which clients can get started with Secvolt. Here are the steps for your ease:

1. Visit the official website at www.secvolt.com
2. Click on the **START** button in the top menu bar & provide the required details to schedule a meeting.
3. To start directly, locate the 'Client Login' button at the top right corner of the screen.
4. If you are an existing customer, log in using your credentials, or else, click on the 'Register-Now' section at the bottom.
5. Now, click on 'Sign-up' and enter the OTP you would have received on your registered email id.

You are now successfully registered with Secvolt. Login here by entering your credentials.

- ✦ Now at this step, you need to verify your details using Google Authenticator to make your journey extra secure.
- ✦ For that, Download the Google Authenticator mobile APP from the Play store and scan the QR code available on the screen.

✦ Your mobile APP will have a six-digit code. Enter it here.

You have entered our Dashboard, where now you can start earning exceptional returns with us.

Confidentiality

All information Client provides to the Manager regarding the Client & the Account is treated as confidential by the Manager, & the Manager does not disclose such information to third parties unless the Client has given the Manager written permission to do so or unless the Manager is otherwise required or permitted to do so by law.

Also, except for the information that has been approved in writing by the Manager or is mandated by law, the Client must keep all information about the Manager's trading and investing strategies confidential.

Disclosure

This report is a general communication for informational purposes only and is not and should not be construed as advice or a recommendation concerning any security or other asset, an offer to sell, or the solicitation of an offer to buy any security, product, service of Secvolt Asset Management (together with its subsidiaries and affiliates, "Secvolt") or any fund for which Secvolt serves as investment manager or general partner, whether existing or contemplated, for which an offer can be made only by such fund's confidential private placement memorandum and in compliance with applicable law. Secvolt is not registered as an investment adviser with the U.S. Securities and Exchange Commission. Secvolt is an Exempt Reporting Adviser (ERA) and, therefore, is not required to register with the SEC or any state regulatory agency.

Investments in alternative investment vehicles entail substantial risk and are not intended as a complete investment program. Alternative investments are designed only for sophisticated investors who are able to bear the economic risk of losing their investment. Alternative Investments: (1) Often engage in leveraging and other speculative investment practices that may increase the risk of investment loss; (2) Can be highly illiquid; (3) Are not required to provide periodic pricing or valuation information to investors; (4) May involve complex tax structures and delays in distributing important tax information; (5) Are not subject to the same regulatory requirements as mutual funds; and (6) Often charge high fees. Opportunities for redemption and transferability of interests in alternative investments are restricted, so investors may not have access to capital when needed.

